



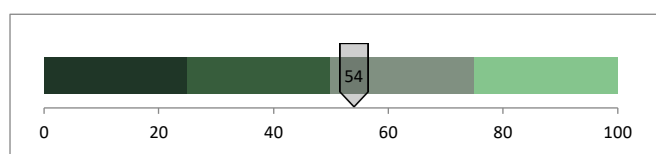
PORTFOLIO FACTS

Benchmark	CPI + 5%
Inception Date	January 2010
Currency	Rand
Investment Type	Multi-Asset
Minimum Investment	None Required
Recommended Investment Term	> 5 Years
Effective Annual Cost (EAC)	0,65%
Minimum Investment	Segregated Portfolio: R150,000 TFSA: None Required

ACCESS

Direct (Segregated Portfolio)	0,65% (excl. VAT)
Platforms	EasyEquities

RISK-REWARD PROFILE



INVESTOR PROFILE

The Assertive Growth Portfolio suits investors with an investment horizon of at least five years who are looking for long-term growth ahead of consumer price inflation and who can tolerate short-term portfolio volatility associated with an assertive investment mandate.

STRATEGY AND OBJECTIVES

The Assertive Growth Portfolio uses a flexible approach to invest across all major asset classes, including equities, property, bonds, commodities and cash to produce long-term returns ahead of inflation plus five percent (CPI + 5%). The portfolio may be aggressively managed, with underlying assets being shifted between different markets and various asset classes to reflect changing economic and market conditions. The portfolio manager has complete flexibility in asset allocation between and within asset classes, countries and regions, allowing the manager to tactically vary asset exposure from time-to-time to take advantage of asset class mispricing or to protect investments against market risks.

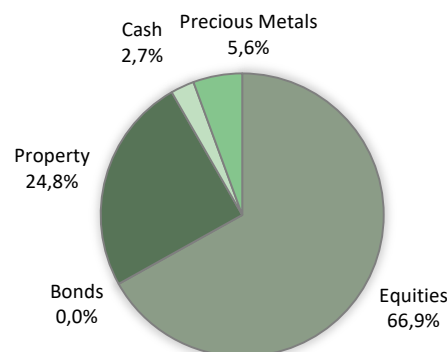
The portfolio does not comply with the investment limits governing retirement funds (Regulation 28 of the Pension Funds Act). No minimum or maximum holding applies to South African or offshore assets however, in the long run, the strategic allocation targets holding half of the portfolio in South African assets and half of the portfolio in offshore assets.

CONTACT

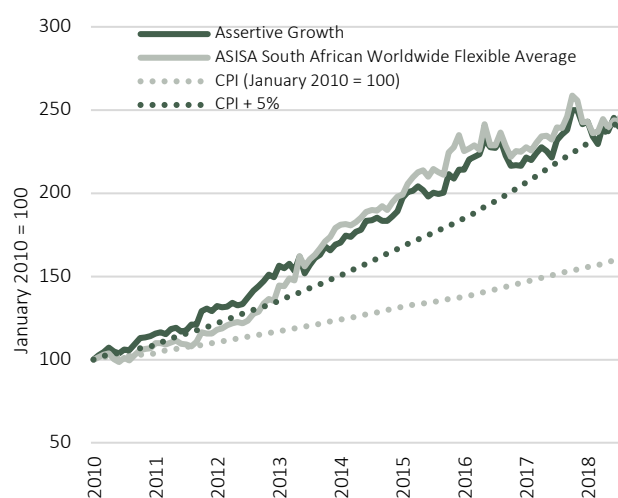
www.cannonassets.co.za
info@cannonassets.co.za
 +27 11 407 3530/3533

Cannon Asset Managers
 @cannonassets

ASSET CLASS EXPOSURE



PERFORMANCE SINCE INCEPTION



PORTFOLIO ATTRIBUTES AND INVESTMENT RESULTS

Return & Risk Attributes	Benchmark (CPI + 5%)	ASISA Average	Assertive Growth
Average Annual Return (%)	11,1	12,2	11,3
Average Annual Volatility (%)	0,5	8,4	8,1
1-Year Return (%)	11,2	-0,3	4,4
3-Year Return (%)	11,3	5,1	7,5
5-Year Return (%)	11,2	8,0	8,8
10-Year Return (%)	N/A	N/A	N/A
Return Since Inception (%)	147,1	145,3	148,4
Highest Monthly Return (%)	1,6	9,9	7,3
Lowest Monthly Return (%)	0,4	-5,3	-6,1
Highest Annual Return (%)	11,9	32,6	22,0
Lowest Annual Return (%)	8,8	-4,2	-3,0
Maximum Drawdown (%)	0,0	-8,8	-8,1
Time to Recovery (Months)	0	15	14
Positive Months (%)	100,0	65,4	66,3
Success Rate (%)	N/A	88,4	94,2