



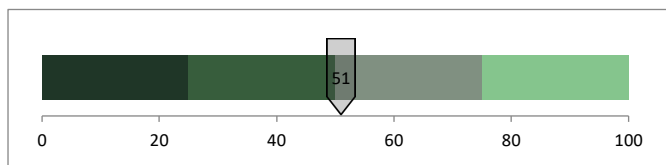
PORTFOLIO FACTS

Benchmark	CPI + 4%
Inception Date	January 2006
Currency	Rand
Investment Type	Multi-Asset
Minimum Investment	None Required
Recommended Investment Term	> 3 Years
Effective Annual Cost (EAC)	0,65%
Minimum Investment	Segregated Portfolio: R150,000 TFSA: None Required

ACCESS

Direct (Segregated Portfolio)	0,65% (excl. VAT)
Platforms	EasyEquities

RISK-REWARD PROFILE



INVESTOR PROFILE

The Balanced Growth Portfolio suits investors with an investment horizon of three years or more who are looking for steady, long-term growth ahead of consumer price inflation and who can tolerate market fluctuations and short-term capital drawdown as part of a long-term wealth creation process.

REGULATION 28 COMPLIANCE AND SAVINGS WRAPPERS

The portfolio is Regulation 28 compliant, however, investors are not obliged to invest in the bundle via a savings wrapper.

Retirement Annuity: An additional fee of 0,30% per annum will be levied

Living Annuity: An additional fee of 0,40% will be levied

STRATEGY AND OBJECTIVES

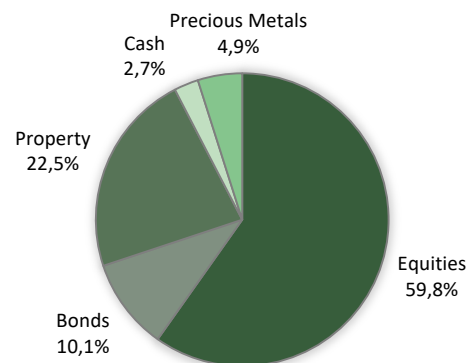
The portfolio invests across all the major asset classes to produce long-term investment returns with a moderate risk profile. The strategic allocation to the various asset classes is fixed at optimal weights, although this is varied tactically from time-to-time to protect investments against market risks or to take advantage of asset class mispricing. The portfolio is managed on a passive basis, ensuring efficient and cost-effective returns. The portfolio is also managed to comply with the investment limits governing retirement funds (Regulation 28 of the Pension Funds Act). This means the portfolio may hold foreign assets with an exposure of up to 30% of the investment value, with an allowance for an additional 10% for African (ex-South Africa) investments. It may have exposure to growth assets, including equities (up to 60% as a medium-equity investment) and property (up to 25%). As a result, the portfolio will not hold more than 85% exposure to equities and property combined and will never have less than 60% exposure to South African assets.

CONTACT

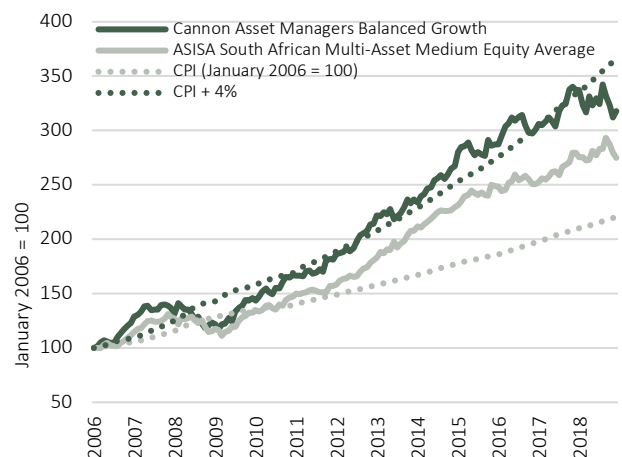
www.cannonassets.co.za
info@cannonassets.co.za
 +27 11 407 3530/3533

Cannon Asset Managers
 @cannonassets

ASSET CLASS EXPOSURE



PERFORMANCE SINCE INCEPTION



PORTFOLIO ATTRIBUTES AND INVESTMENT RESULT

Return & Risk Attributes	Benchmark (CPI + 4%)	ASISA Average	Balanced Growth
Average Annual Return (%)	10,6	8,8	10,0
Average Annual Volatility (%)	1,1	6,2	8,3
1-Year Return (%)	9,9	0,2	-5,6
3-Year Return (%)	10,3	3,6	3,4
5-Year Return (%)	10,0	5,5	6,1
10-Year Return (%)	10,0	8,9	9,9
Return Since Inception (%)	266,6	176,3	218,0
Highest Monthly Return (%)	2,1	4,7	7,7
Lowest Monthly Return (%)	0,1	-4,5	-5,0
Highest Annual Return (%)	17,5	22,2	30,9
Lowest Annual Return (%)	7,3	-12,9	-17,0
Positive Months (%)	100,0	67,1	62,6
Success Rate (%)	N/A	67,5	72,5